

T820

TORUS

8", Passive, 20 degree Fixed Angle Constant Curvature Array Loudspeaker

Features

- Two-way, constant curvature array loudspeaker
- Compact enclosure with high output capability
- 1 x 8" (200mm) LF driver plus 2 x 1.4" (35mm)/1" (25mm) exit HF drivers
- 100° horizontal dispersion x 20° vertical dispersion
- Phase plug for increased mid-band sensitivity
- Optimised coverage via DISPLAY 3 and powered by iKON amplifiers
- Plug-and-play system, quick set-up and easy rigging

Applications

- Short to medium-throw
- Live, theatre, portable DJ and corporate events
- Fixed installations
- Fills, delays and centre clusters (with high ceiling)



TORUS T820 is a passive, two-way loudspeaker engineered for small to medium-scale applications which do not call for the longer throw capabilities of a line array. With exceptional ease-of-use, scalability and deployment flexibility, it is primarily used as an array element in vertical constant curvature arrays as well as being used singly as a point-source loudspeaker. In venues with short throws, yet high ceilings like some theatres, a horizontal centre cluster may also be a practical solution.

T820 combines impressive output capability, superb sonic performance and a defined 100° by 20° coverage pattern in a very compact enclosure. Its small size and portability extend its range of applications from live sound and permanent installations to corporate events, gigging musicians and DJ's.

A phase plug is mounted in front of an 8" (200mm) neodymium driver to increase mid-band sensitivity while two 1" (25mm) exit, 1.4" (35mm) voice coil high temperature polymer dome neodymium compression drivers deliver greater high frequency extension with low distortion and better transient response. This combination ensures Martin Audio's signature sonic performance is not compromised even when driven at higher SPL.

Its durable plywood is enclosure finished in hardwearing PU textured paint and incorporates two pocket handles for

easy installation and deployment, as well as fixings for pole-mounting. A full width steel grille with a cloth backing protects the drivers and presents a discreet, professional appearance. Easy-to-use integral rigging hardware supports construction of both vertical and horizontal arrays of up to 6 enclosures in conjunction with comprehensive flying frames and rigging accessories.

T820 feature two NL4 connectors with passive configuration using pins 1+ 1- or 2+ 2- selected via rear-mounted switch. Systems are powered by Martin Audio iKON amplifiers, which support VU-NET control software and Dante® integration. T820 also feature a LED indicator that can be illuminated via VU-NET software to identify its location on the network. Arrays are modelled in 3D and optimised using DISPLAY 3 — allowing different box resolutions, as well as automatically optimising filters to deliver consistent and defined coverage.

T820 can be supplemented by Martin Audio SX subwoofers and is designed to integrate mechanically with the SXCF115 cardioid subwoofer in flown and groundstack configurations.

T820 is available as standard in black (T820B) or made to order in white (T820W).

T820

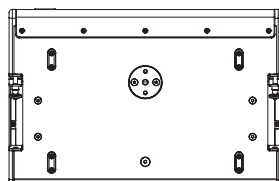
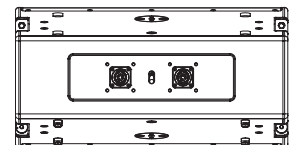
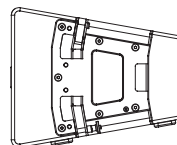
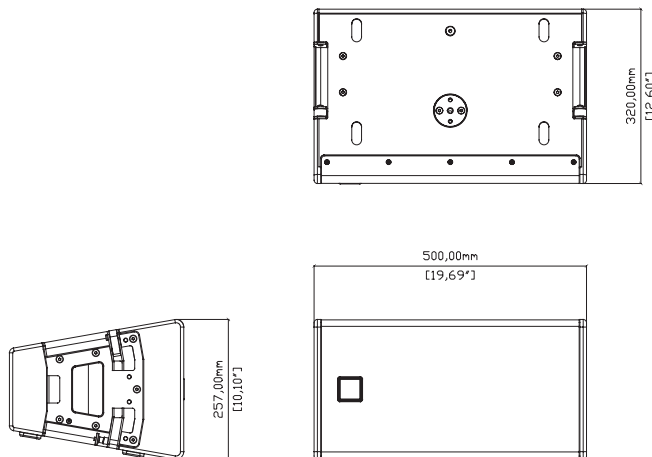
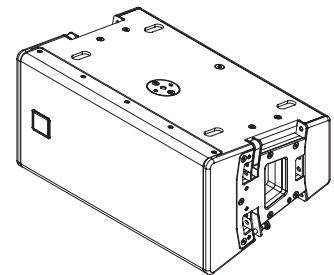
TORUS

8", Passive, 20 degree Fixed Angle Constant Curvature Array Loudspeaker

Technical Specifications

PRODUCT NAME	TORUS 8: T820
TYPE	Passive 2-way, 8" Constant Curvature 20° enclosure
FREQUENCY RESPONSE (with iKON settings)	70Hz – 18kHz \pm 3dB, -10dB @ 56Hz
DRIVERS	LF: 8" with 2" Voice coil, Neodymium HF: 2 x 1" exit, 1.4" Voice coil, HT Polymer dome neodymium compression driver
SENSITIVITY	(2.83V 1m free-field) 97dB
NOMINAL IMPEDANCE	8 ohms
RATED POWER	AES 200W, PEAK 800W
MAXIMUM SPL (SYSTEM)	124dB continuous, 130dB peak*
DISPERSION	100° horizontal, 20° vertical
PIN CONNECTIONS (INPUT)	1+/- or 2+/-
PIN CONNECTIONS (LINK)	1+/- and 2+/-
DIMENSIONS	(W) 500mm, (H) 257mm, (D) 320mm (W) 19.69ins, (H) 10.12ins, (D) 12.60ins
WEIGHT	14kg (13.86 lbs)

*Martin Audio continues to specify a crest factor of 2 with 6dB between peak and continuous which best mirrors real-world performance. Simply add a further 6dB for comparison with manufacturers quoting a crest factor of 4 ie. 12dB between continuous and peak.



T820