

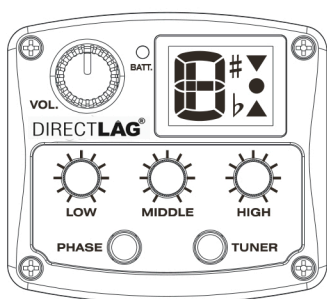






DIRECTLAG®

Owner's Manual

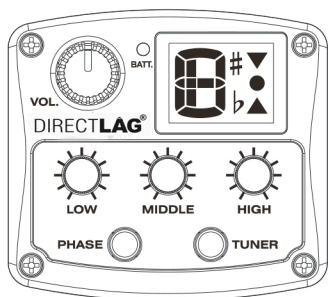
Acoustic Guitar Preamp





GT-2 Acoustic Guitar Preamp



1. When the output line is **connected** to **GT-2**, it will start automatically. When the output line is **pulled out**, it will shut down automatically.
2. **GT-2** has 3-band equalizer. Rotate **LOW/MIDDLE/HIGH** to adjust **low/medium/high** frequency. Use **VOL.** to adjust volume.
3. Press **PHASE** to play/stop PHASE function.
4. Press **TUNER** to turn on/off tuner. Output muted when turn on the tuner.
5. When turn on the tuner and play either string,  appears in the display, it will indicate the tuning result.
Sharp  Flat  In tune 
6. When the **BATT.** lights, please replace the batteries as soon as possible.

GT-2 箱琴EQ系列



- 1、将输出线连接好后**GT-2**自动启动，输出线拔出后**GT-2**自动关闭。
- 2、**GT-2**有三段EQ均衡器，旋转**LOW**旋钮调节低频，**MIDDLE**旋钮调节中频，**HIGH**旋钮调节高频，**VOL.**旋钮调节总音量。
- 3、按**PHASE**按键开启或关闭**PHASE**功能。
- 4、按**TUNER**按键开启或关闭校音器。当校音器打开时，输出静音。
- 5、校音器开启后，拨任意弦，显示窗口将显示校音状态。
偏高  偏低  音准 
- 6、**BATT.**灯亮时表示电池电量不足，请尽快更换新电池。